

Metallic Liquidtight Cord and Cable Connectors

Type 304 stainless construction for your harshest environments! The Ranger® Series of Stainless Steel Liquidtight Cord Connectors

Until now, there's been no ideal solution for liquidtight connections of portable cord to a box or enclosure in corrosive environments. Steel connectors rust, and non-metallic connectors can't withstand high temperatures or ultraviolet exposure.

In response to customer demand, Thomas & Betts has developed the latest addition to its high-performance line of Ranger® Cord Connectors. Made of Type 304 stainless steel, Ranger® Stainless Steel Liquidtight Cord Connectors stand up to highly corrosive environments — such as washdown areas in food and beverage or pharmaceutical processing — as well as high temperatures and UV exposure.

Application

- Provide means for passing a cord cable into an enclosure, through a bulkhead or into a rigid conduit
- Form a mechanical grip and water- and/or oil-resistant seal for cord
- Form a non-slip connection or termination for flexible cord

Cord & Cable Type

- SJ, SJE, SJE0, SJE00, SJO, SJOW, SJ00, SJ00W, SJT, SJTW, SJTO, SJTOW, SJT00, SJT00W, SO, SOW, SOO, SOOW, SV, ST, STD, SVD

Features

- Extended range with superior strain relief
- Reduced overall size, fits into tighter spaces
- Gland nut designed to restrict cable bending

Materials

Body, Gland Nut, Grip Type 304 stainless steel
Bushing..... Thermoplastic rubber
Grip Ring..... Nylon
O-Ring (supplied)..... Buna N

Environment Classification

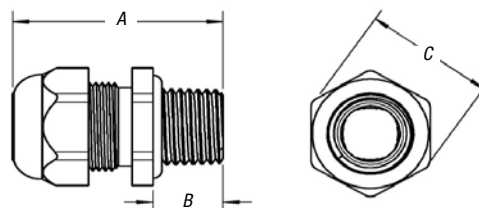
Ordinary locations (wet or dry)
Temperature Rating -20° C to 105° C (-4° F to 221° F)

Range

Cord Range125" to .950"
Hub Size Range ½" to 1"

Listings/Compliances

¼" and ¾" Sizes UL Recognized
½" through 1" Sizes UL Listed and CSA Certified for use with portable cord; UL514B liquidtight cord connectors; UL Type 6 and 4X



Stainless Steel Cable Glands — ¼"–¾" Hub Sizes



CAT. NO.	HUB SIZE (IN.)	CORD DIA. RANGE (IN.)	DIMENSIONS (IN.)			STD. PKG. QTY.
			A	B	C	
2918SST	¼	.118–.256	1.000	.250	.625	25
2919SST	¾	.157–.315	1.313	.438	.750	25

Stainless Steel Liquidtight Strain-Relief Cord Connectors — ½"–1" Hub Sizes



CAT. NO.	HUB SIZE (IN.)	CORD DIA. RANGE (IN.)	DIMENSIONS (IN.)			STD. PKG. QTY.
			A	B	C	
2920SST	½	.125–.375	1.935	.610	1.125	25
2921SST	½	.310–.560	1.935	.610	1.125	25
2922SST	½	.500–.750	2.003	.610	1.125	25
2930SST	¾	.125–.375	2.063	.630	1.125	10
2931SST	¾	.310–.560	2.063	.630	1.125	10
2932SST	¾	.500–.750	2.063	.630	1.125	10
2940SST	1	.310–.560	2.178	.785	1.500	10
2941SST	1	.500–.750	2.218	.785	1.500	10
2942SST	1	.700–.950	2.218	.785	1.500	10

Metallic Liquidtight Cord and Cable Connectors

The Ranger® Series of Aluminum Liquidtight Cord Connectors

Application

- A liquidtight connector to connect flexible cord to an enclosure and provide adequate strain relief
- Form a mechanical grip and water and liquidtight seal
- Form a non-slip connection or termination for flexible cord

Cord & Cable Type

- S.J, SJE, SJEW, SJE0, SJE00, SJE00W, SJO, SJOW, SJO0, SJO0W, SJT, SJTW, SJTO, SJTOW, SJT00, SJT00W, SO, SOW, S00, S00W, SV, ST, STD, SVD

Features

- Available in straight or 90° designs
- Designed to accept a wide range of cables, offering nine fittings that cover cord ranges from .125" through .950"
- Slotted design gland nut to accommodate securing in tight spaces

- Installer can simply use screwdriver to get into the hard-to-reach area and secure the gland nut
- Marked with cable ranges and conduit hub sizes

Material

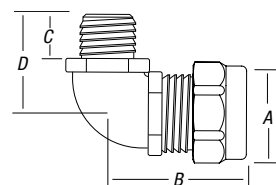
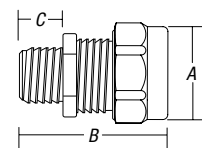

Body Copper-Free Aluminum
Gland Nut, Grip..... Copper-Free Aluminum — All Series
Bushing..... Thermoplastic Rubber
Grip Ring..... Nylon

Environment Classification

Ordinary locations
Wet or dry locations
Temperature Range: -20° C to 105° C (-4° F to 221° F)

Range

Cord Range: .125" to .950"
Hub Size Range: ½" to 1"



Aluminum Liquidtight Strain-Relief Connectors

CAT. NO.	HUB SIZE	CORD RANGE (IN.)	DIMENSIONS (IN.)				STD. PKG. QTY.	WT. PER 100
			A	B	C	D		
Straight								
2920AL	½"	.125-.375	1⅞	1¾	⅝	—	25	8.50
2921AL	½"	.310-.560	1⅞	1¾	⅝	—	25	8.05
2922AL	½"	.500-.750	1⅞ ₁₆	1¾	⅝	—	25	9.95
2930AL	¾"	.125-.375	1⅞ ₁₆	1 ²⁵ / ₃₂	⅝	—	10	12.30
2931AL	¾"	.310-.560	1⅞ ₁₆	1 ²⁵ / ₃₂	⅝	—	10	11.90
2932AL	¾"	.500-.750	1⅞ ₁₆	1 ²⁵ / ₃₂	⅝	—	10	11.50
2940AL	1"	.310-.560	1⅞ ₁₆	1¾	1⅞ ₁₆	—	10	18.00
2941AL	1"	.500-.750	1⅞ ₁₆	1¾	1⅞ ₁₆	—	10	16.00
2942AL	1"	.700-.950	1⅞ ₁₆	1⅞	3⅞ ₃₂	—	10	16.70
90° Elbow								
4960AL	½"	.125-.375	1⅞	1¾	⅝	1⅞ ₁₆	50	23.60
4961AL	½"	.360-.560	1⅞	1¾	⅝	1⅞ ₁₆	50	11.60
4970AL	¾"	.125-.375	1 ¹⁵ / ₁₆	1 ²⁵ / ₃₂	1⅞ ₁₆	1 ¹⁵ / ₃₂	50	17.2
4971AL	¾"	.310-.560	1 ¹⁵ / ₁₆	1 ²⁵ / ₃₂	1⅞ ₁₆	1 ¹⁵ / ₃₂	50	30.00
4972AL	¾"	.500-.750	1 ¹⁵ / ₁₆	1 ²⁵ / ₃₂	1⅞ ₁₆	1 ¹⁵ / ₃₂	50	33.09
4980AL	1"	.310-.560	1 ¹⁵ / ₁₆	2⅞ ₃₂	1 ¹³ / ₁₆	1¾	25	21.50
4981AL	1"	.500-.750	1 ¹⁵ / ₁₆	2⅞ ₃₂	1 ¹³ / ₁₆	1¾	25	22.36
4982AL	1"	.700-.950	1 ¹⁵ / ₁₆	2 ¹¹ / ₁₆	1 ¹³ / ₁₆	2	25	18.20

* It may be necessary to remove sufficient outer covering of cable to permit conductors to pass through connector body.

All items shown on this page are suitable for use in hazardous locations where general-purpose equipment is specifically permitted by the NEC®. NEC 501-4(b).

UL File No. E-13938 CSA File No. 52391

For wire mesh grips, refer to page E-142.